

WATER AND SEWER PLAN
SCALE 1"=10'

NOTE:
NEAREST FIRE HYDRANT DISTANCES:
PROPOSED FIRE HYDRANT DISTANCE = 28 FT.
EXISTING EAST FIRE HYDRANT DISTANCE = 200 FT.
EXISTING WEST FIRE HYDRANT DISTANCE = 390 FT.

FLOW CALCULATION WATER AND WASTEWATER:
CONDOMINIUM APARTAMENT = 141 GPD/UNIT
21 UNITS X 141 GPD/UNIT X MAXIMUM DAY FACTOR 1.30 = 3849.30 GDP
ONE WATER ERC = 350 GPD
(3850 GDP X 1 ERC / 350 GPD) = 10.998 ERCS

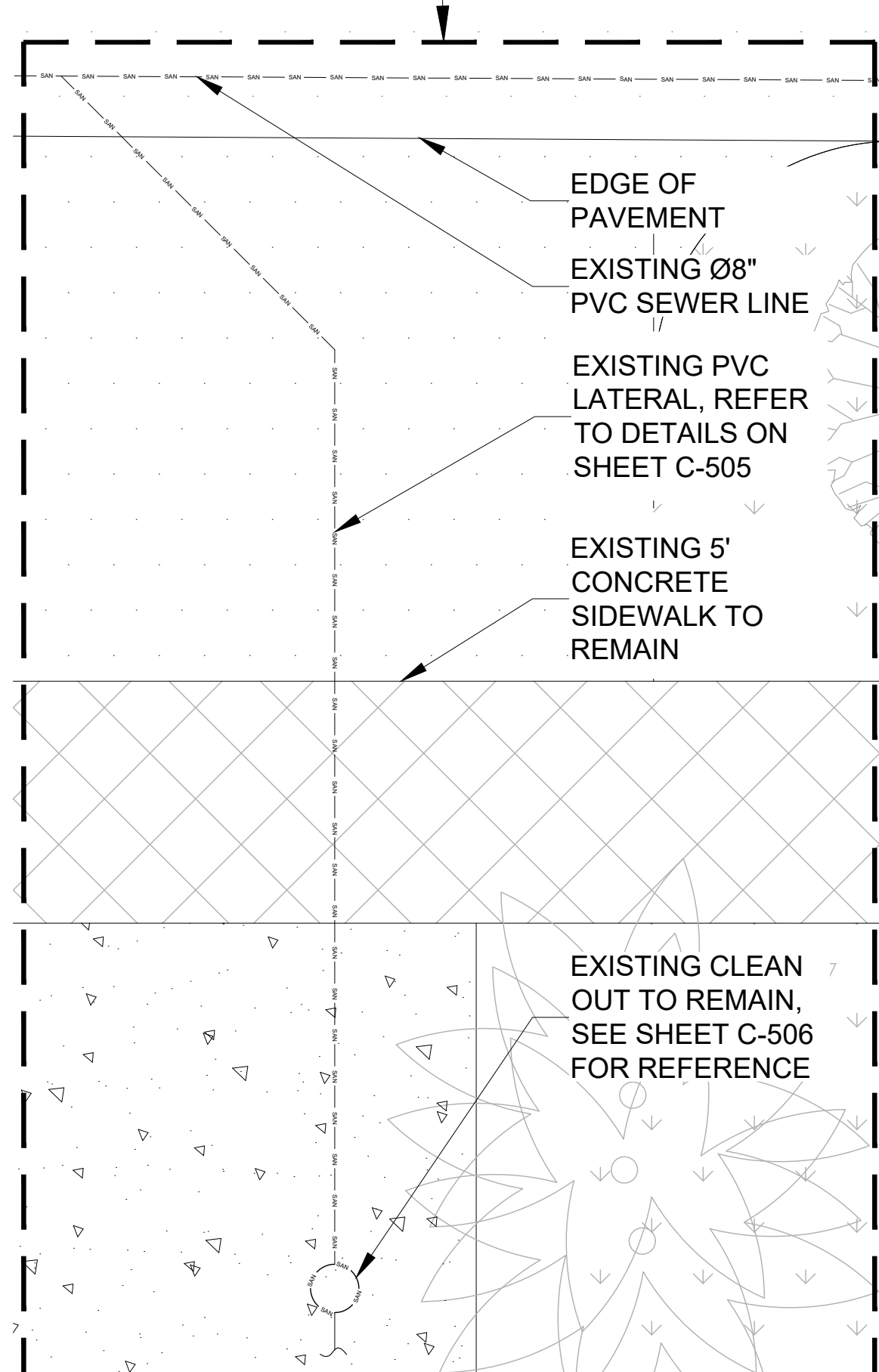
FIRE FLOW DEMAND CALCULATION:
BUILDING INFORMATION:
CONSTRUCTION TYPE: V-B
TOTAL FIRE FLOW AREA: 22,773 SF.
BUILDING FIRE PROTECTION: SPRINKLERED CONDITION
OCCUPANCY: R2
REQUIRED FIRE FLOW: 2750 GPM X (100%-75%) = 687.5 GPM < 1000 GPM

HOW TO RETIRE OLD LATERALS:

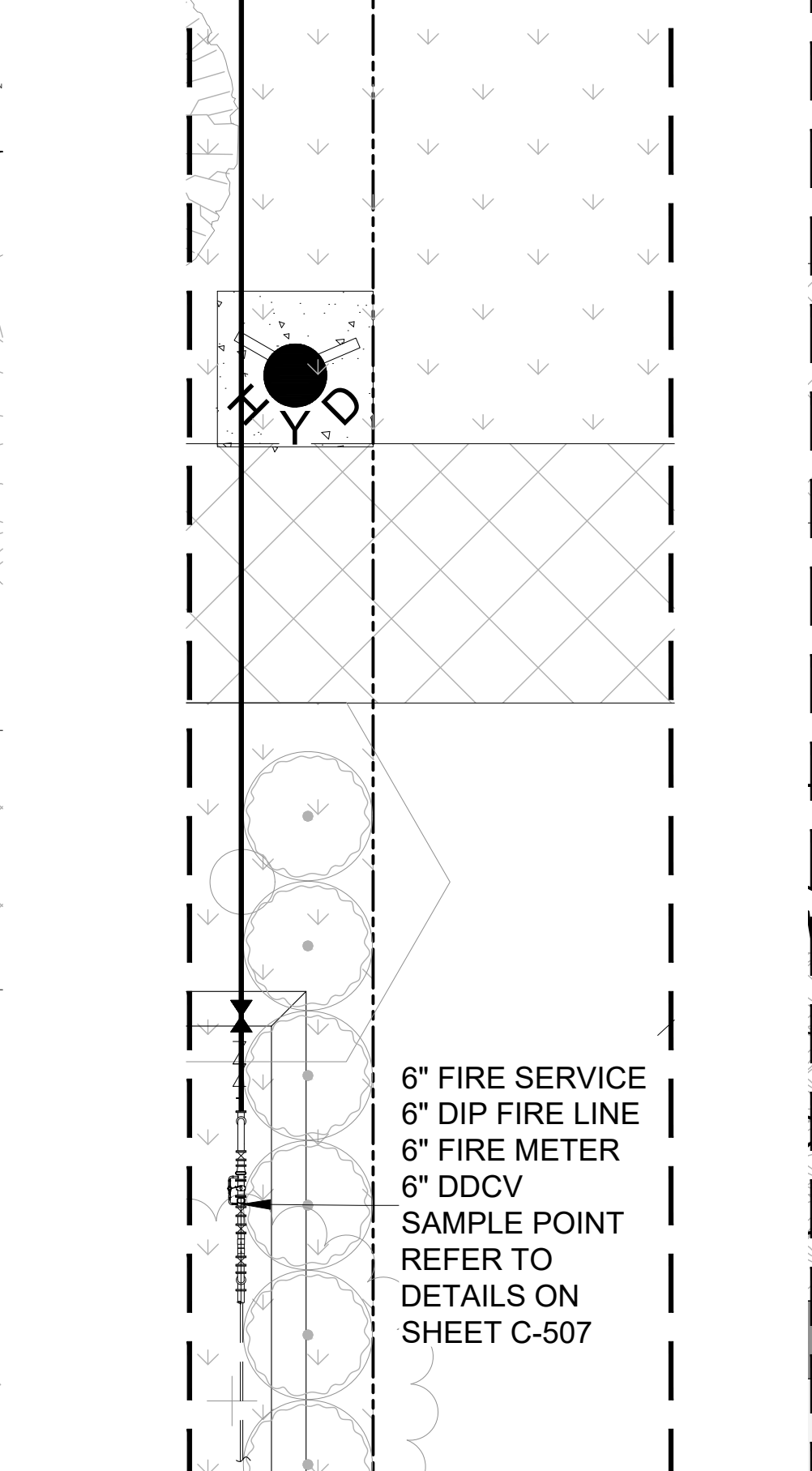
- IF THE EXISTING MAIN IS CLAY PIPE AND A CIPP LINER IS INSTALLED. (INSTALL A SECTIONAL LINER IN THE MAIN OVER THE OLD LATERAL, THUS ELIMINATING THE LATERAL).
- IF THE EXISTING MAIN IS A CLAY PIPE. (DIG DOWN CUT OLD CLAY PIPE, SLEEVE BACK IN WITH PVC AND CITY-APPROVED COUPLINGS).
- IF THE EXISTING MAIN IS CLAY PIPE, YOU MUST RETIRE MULTIPLE LATERALS FOR A PROJECT. (IT MAY BE CHEAPER FOR THE CONTRACTOR TO INSTALL A CITY APPROVEDCIPP LINER FROM MANHOLE TO MANHOLE AND NOT CUT OUT THE LATERALS THAT THEY ARE RETIRING).
- IF THE EXISTING MAIN IS PVC PIPE. (REMOVE THE LATERAL PIPE FROM THE PVC WYE FITTING AND INSTALL A PLUG INTO THE WYE. INSTALL A GREEN LOCATING MARKING BALL AT THE LATERAL LOCATING, NO DEEPER THAN 4 FT. BELOW GRADE).

FIRE TEST RESULT:						
FIRE HYDRANT ID	FLOW PITOT PSI	FLOW GPM	STATIC PRESSURE 24 HR. LOW PSI	STATIC PRESSURE BEFORE FLOW	RESIDUAL PSI DURING FLOW	TIP SIZE
	18	709	74	83	68	3.0
	18	709				3.0
TOTAL HYDRANT FLOW		1418				

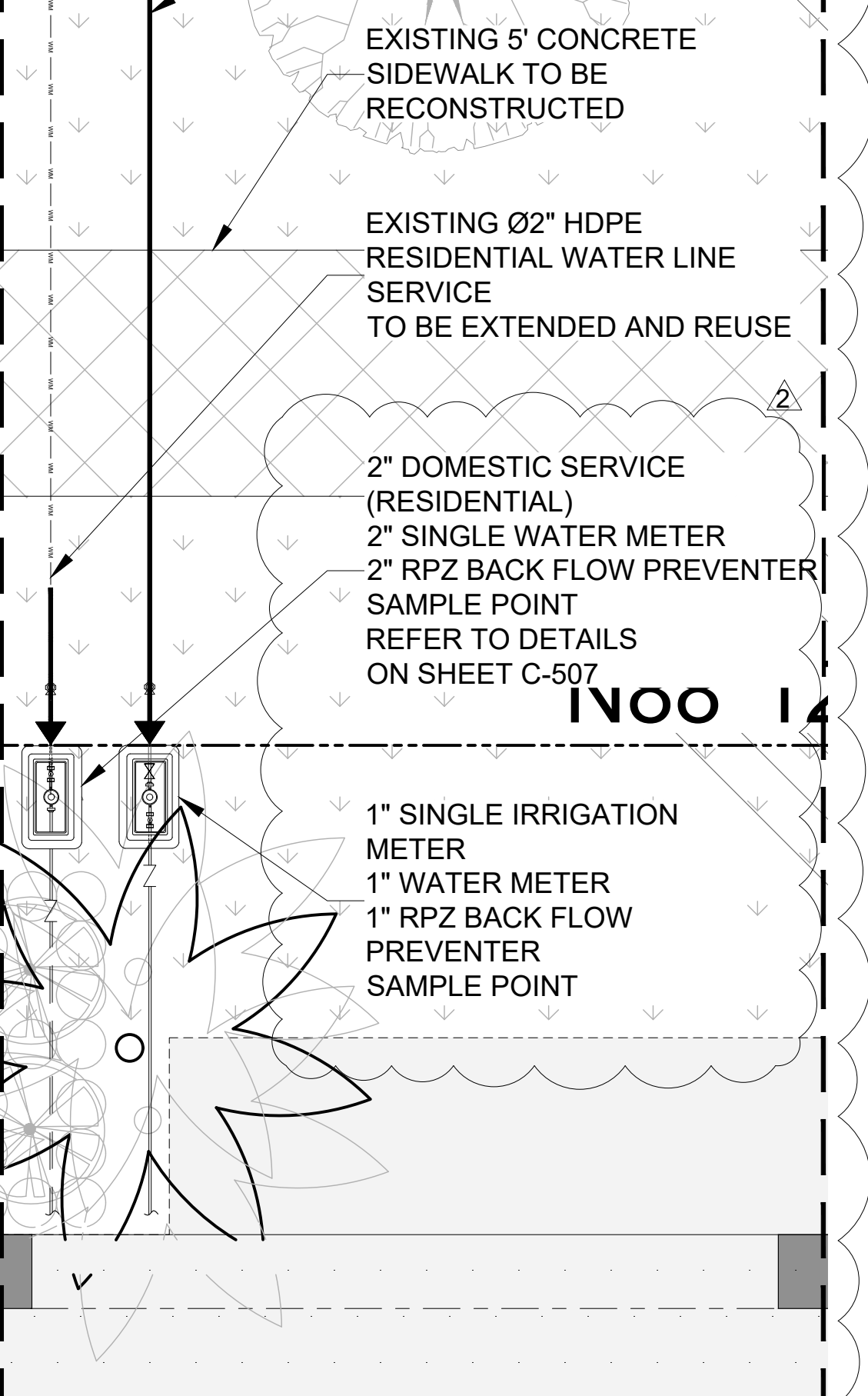
NOTE:
FIRE TEST PERFORMED BY BLACK FIRE PROTECTION ON JUNE 10TH OF 2024



ENLARGED SEWER PLAN
SCALE: 1"=3'



ENLARGED FIRE PLAN
SCALE: 1"=3'



ENLARGED WATER PLAN
SCALE: 1"=3'

CONEMCO ENGINEERING, INC.
SBA 8a - Civil - Structural - MEP - CEI - Program Management - Land Surveyors
782 NW 42ND AVENUE UNIT 635
MIAMI, FL 33126
MAIN NUMBER 888-536-1536
CA # 29447

THIS ITEM HAS BEEN DIGITALLY SIGNED AND SEALED BY JOSE A. COMPRES ON THE DATE INDICATED IN THE SIGNATURE. PRINTED COPIES OF THIS DOCUMENT ARE NOT CONSIDERED SIGNED AND SEALED AND THE SIGNATURE MUST BE VERIFIED ON ANY ELECTRONIC COPIES.

JOSE A. COMPRES, P.E.
FLORIDA P.E. LIC. # 65557

CONEMCO ENGINEERING, INC.

PROJECT NAME / ADDRESS:
324 HAUS MIXED USE / NEW BUILDING - CIVIL PLANS REDESIGN
324 NW 6TH STREET, POMPAHO BEACH, FL 33060

CLIENT/OWNER:
AUSTIN FOX ARCHITECTURE
1754 E COMMERCIAL BLVD, FORT LAUDERDALE, FL 33334

REVISIONS	DATE
1 CITY COMMT.	09-08-2025
2 CITY COMMT.	11-11-2025

DATE:	12/2/2025
SCALE:	AS SHOWN
DRAWN:	FP
CHECKED:	PS
APPVD:	JC
PROJECT ID:	FPV-C251004
CONTRACT NO:	-

SHEET NAME:
WATER MAIN AND SEWER PLAN

DRAWING NO.
C-204

Sheet No.
9 OF 18

P222-12000032
02/03/2026